AULA 13 _ 13 de janeiro de 2022

_ Execução de um exercício no Rhino. Utilização do Grasshopper. – modelação do terreno + inserção da imagem no terreno modelado.

_ Execução do exercício (4.1) Coral Espinhoso;

_ Execução do exercício (4.2) Coral Tentacular 1;

_ Execução do exercício (4.3) Coral Tentacular 2.

EXERCÍCIO _ RHINO + GRASSHOPPER - MODELAÇÃO DO TERRENO

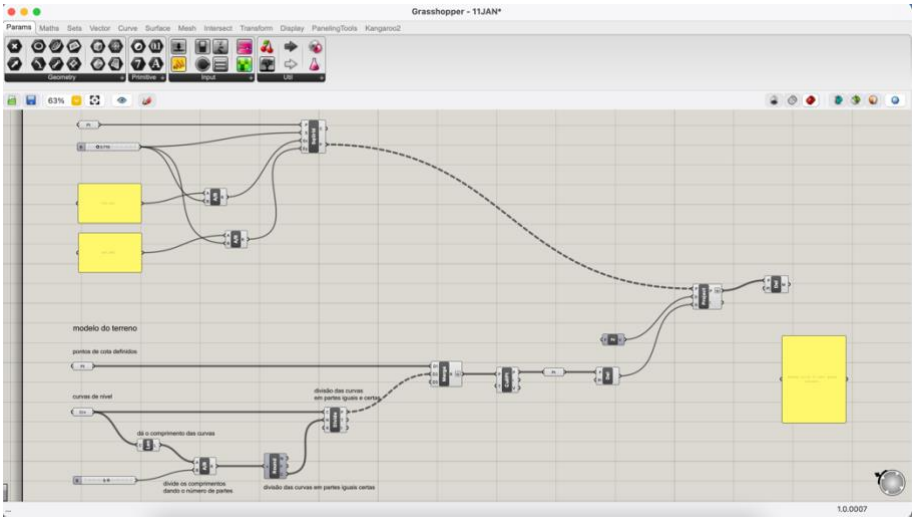

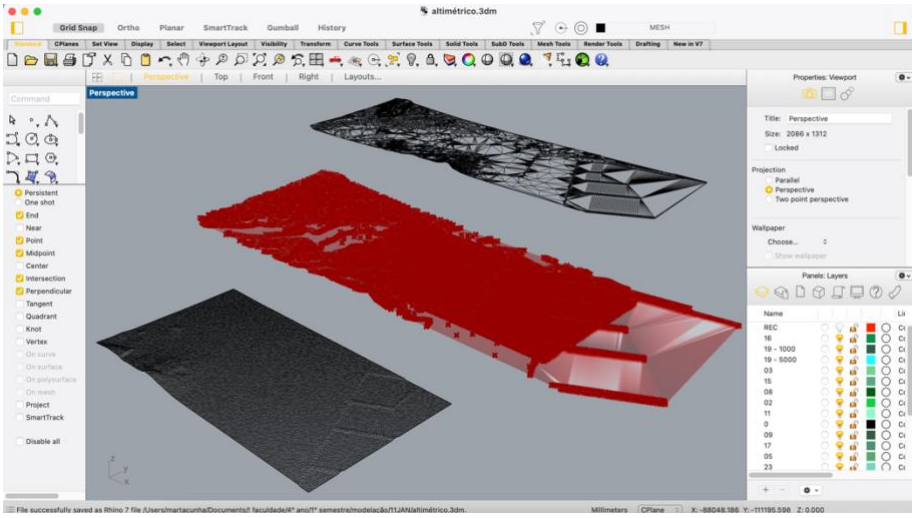

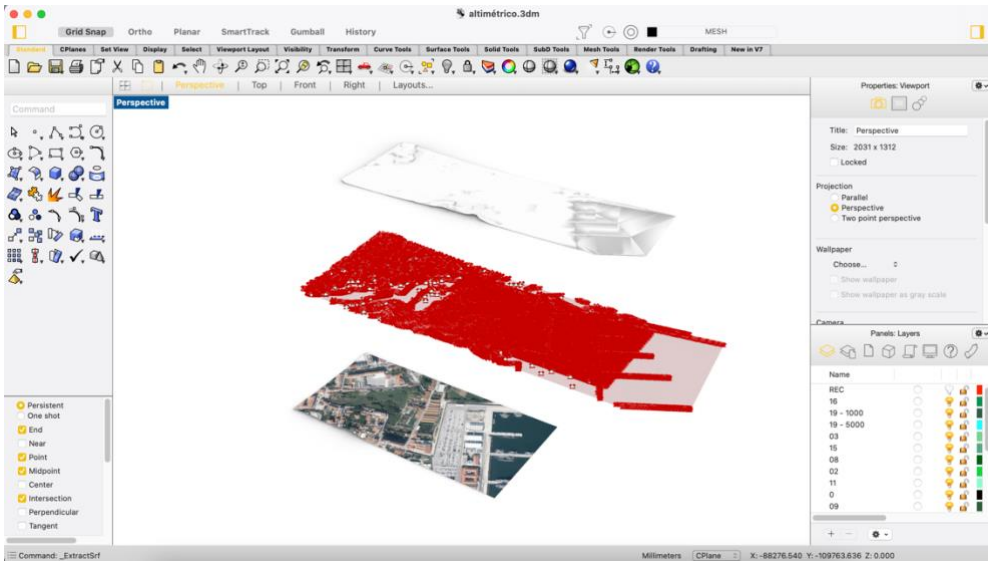
altimétrico.3dm
Grid Snap
Ortho
Planar
SmartTrack
Gumball
History
MESH
Perspective
Top
Front
Right
Layouts...
Properties: Viewport
Title: Perspective
Size: 2031 x 1312
Locked
Projection
Parallel
Perspective
Two point perspective
Wallpaper
Choose...
Panels: Layers
Name
REC
16
19 - 1000
19 - 5000
03
15
08
02
11
0
09
Persistent
One shot
End
Near
Point
Midpoint
Center
Intersection
Perpendicular
Tangent
Command: _ExtractSrf
Millimeters
CPlane
X: -88276.540 Y: -109763.636 Z: 0.000

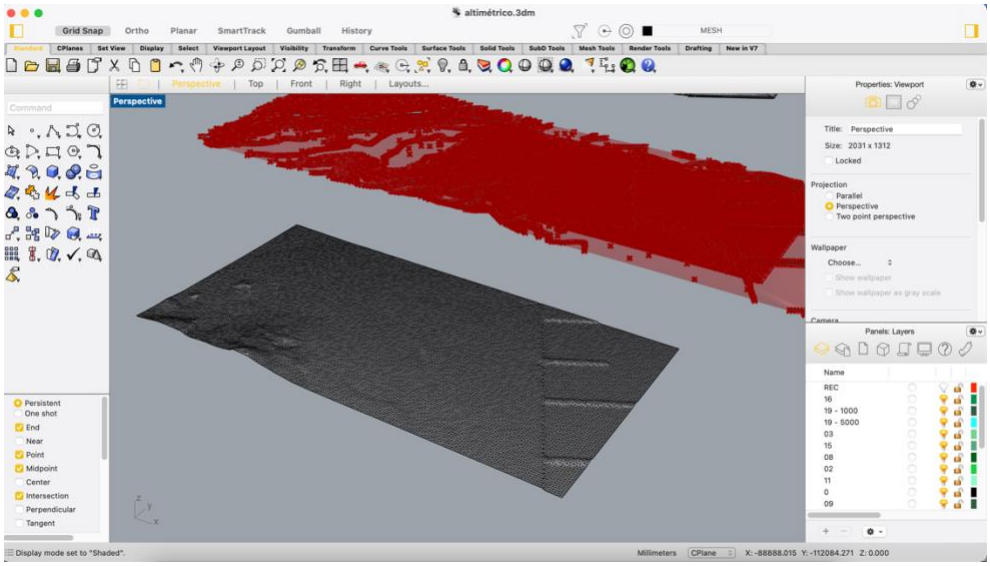
altimétrico.3dm
Grid Snap
Ortho
Planar
SmartTrack
Gumball
History
MESH
Perspective
Top
Front
Right
Layouts...
Properties: Viewport
Title: Perspective
Size: 2031 x 1312
Locked
Projection
Parallel
Perspective
Two point perspective
Wallpaper
Choose...
Panels: Layers
Name
REC
16
19 - 1000
19 - 5000
03
15
08
02
11
0
09
Persistent
One shot
End
Near
Point
Midpoint
Center
Intersection
Perpendicular
Tangent
Display mode set to "Shaded".
Millimeters
CPlane
X: -88888.015 Y: -112084.271 Z: 0.000

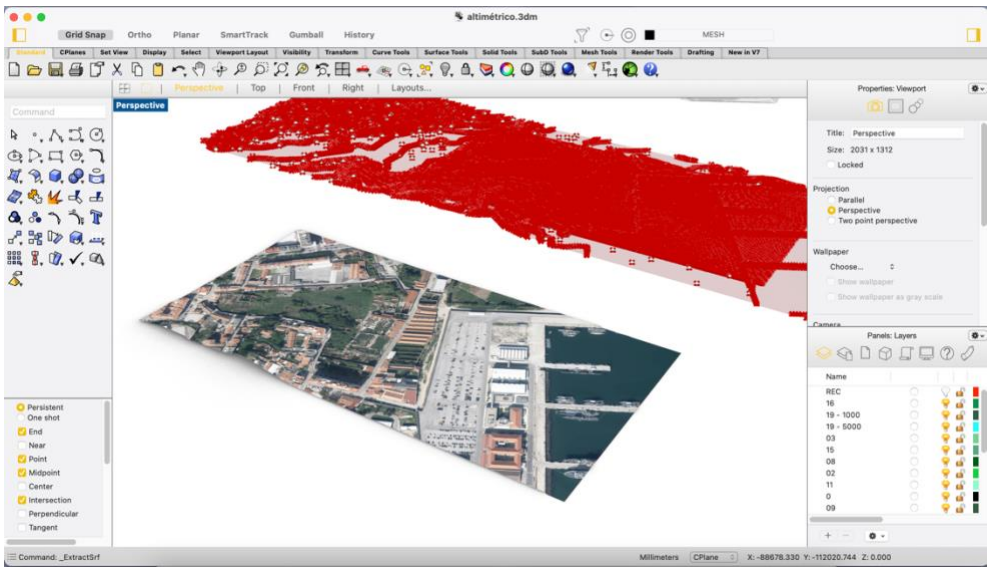
altimétrico.3dm
Grid Snap
Ortho
Planar
SmartTrack
Gumball
History
MESH
Perspective
Top
Front
Right
Layouts...
Properties: Viewport
Title: Perspective
Size: 2031 x 1312
Locked
Projection
Parallel
Perspective
Two point perspective
Wallpaper
Choose...
Panels: Layers
Name
REC
16
19 - 1000
19 - 5000
03
15
08
02
11
0
09
Persistent
One shot
End
Near
Point
Midpoint
Center
Intersection
Perpendicular
Tangent
Command: _ExtractSrf
Millimeters
CPlane
X: -88678.330 Y: -112020.744 Z: 0.000

EXERCÍCIO 4. Corais

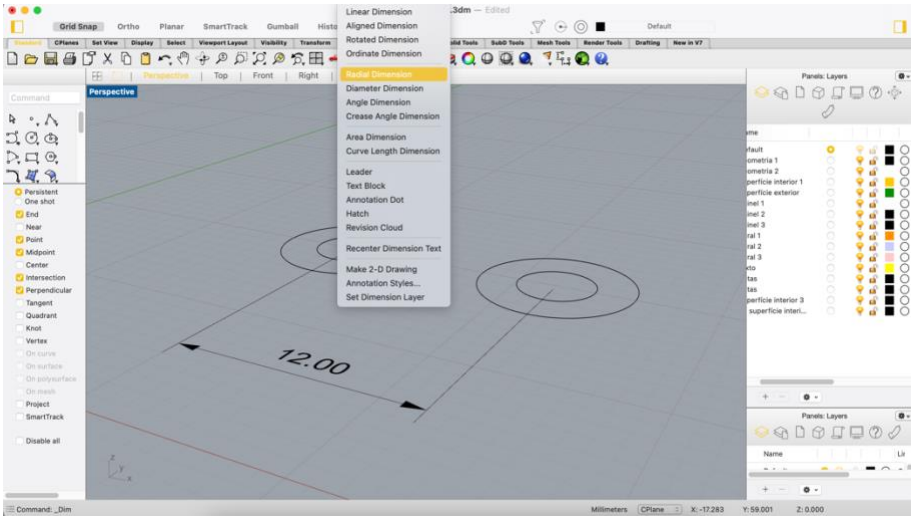

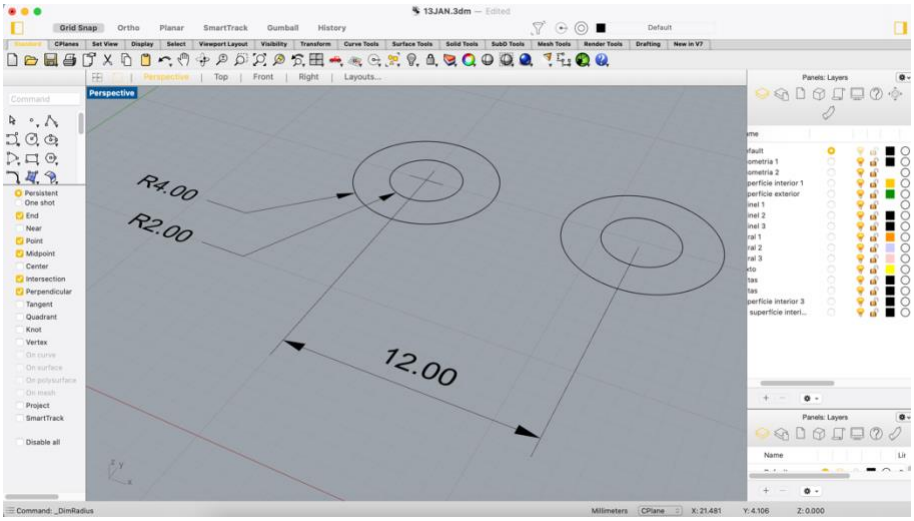

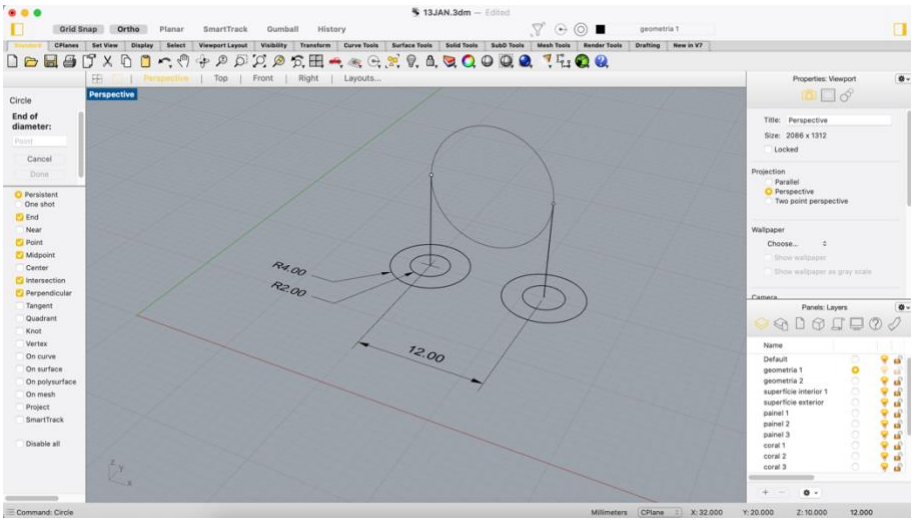

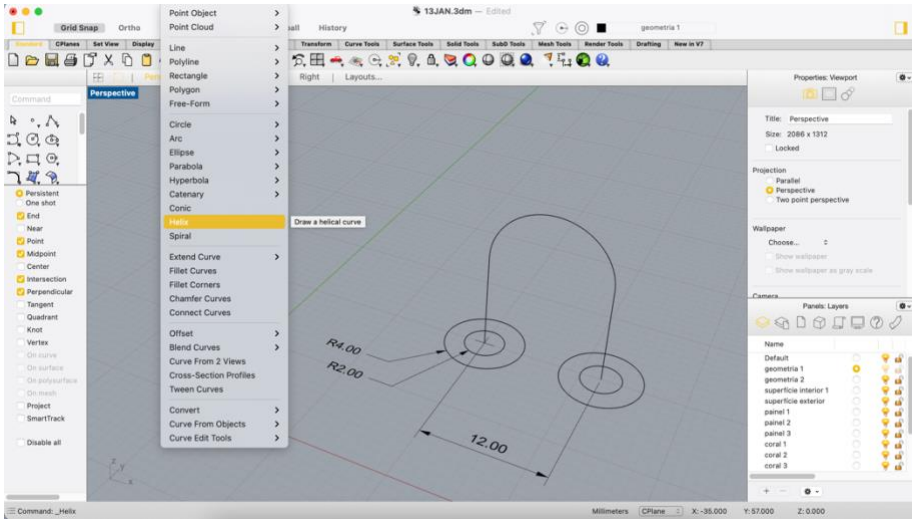
13JAN.3dm — Edited
Point Object
Point Cloud
Line
Polyline
Rectangle
Polygon
Free-Form
Circle
Arc
Ellipse
Parabola
Hyperbola
Catenary
Conic
Helix
Spiral
Extend Curve
Fillet Curves
Fillet Corners
Chamfer Curves
Connect Curves
Offset
Blend Curves
Curve From 2 Views
Cross-Section Profiles
Tween Curves
Convert
Curve From Objects
Curve Edit Tools
Draw a helical curve
R4.00
R2.00
12.00
Command: _Helix

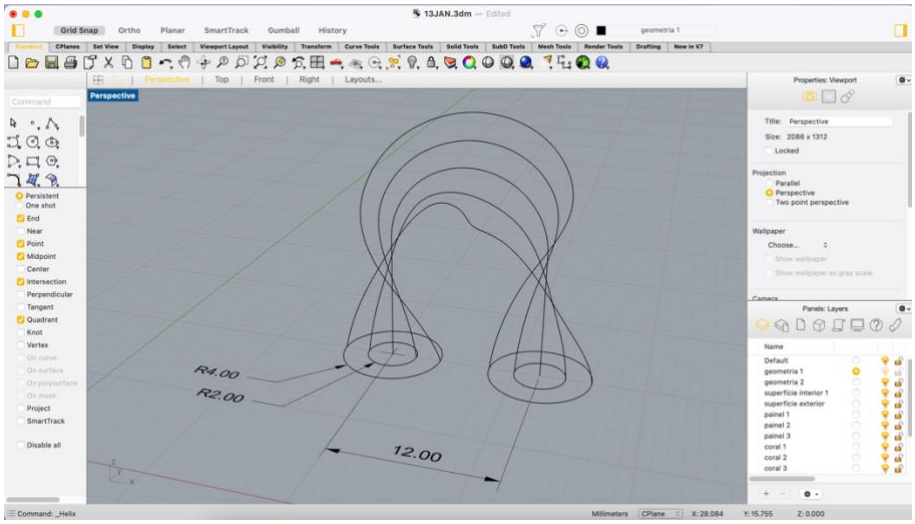
13JAN.3dm — Edited
R4.00
R2.00
12.00
Command: _Helix

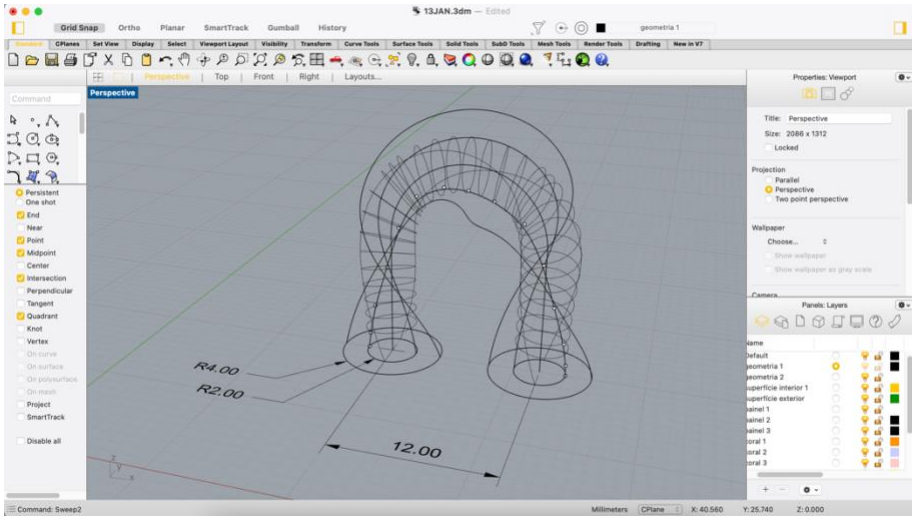
13JAN.3dm — Edited
R4.00
R2.00
12.00
Command: Sweep2

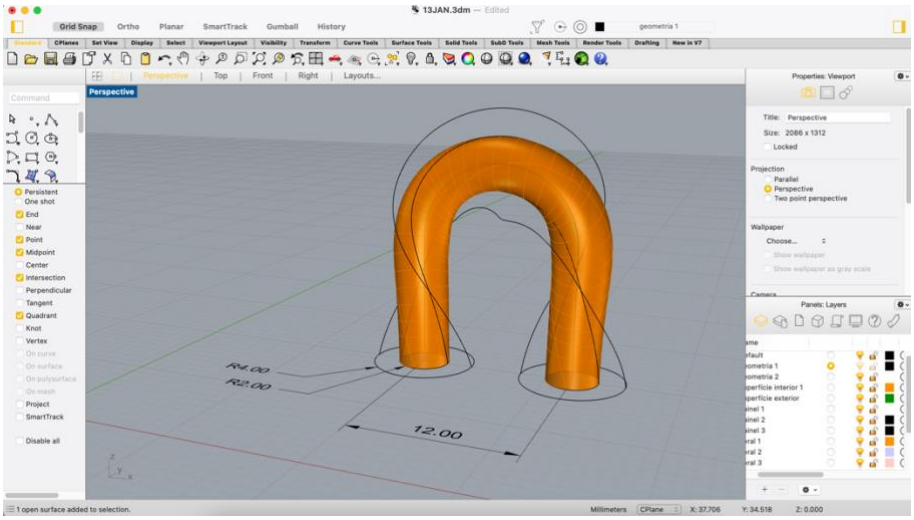
13JAN.3dm — Edited
Perspective
R4.00
R2.00
12.00

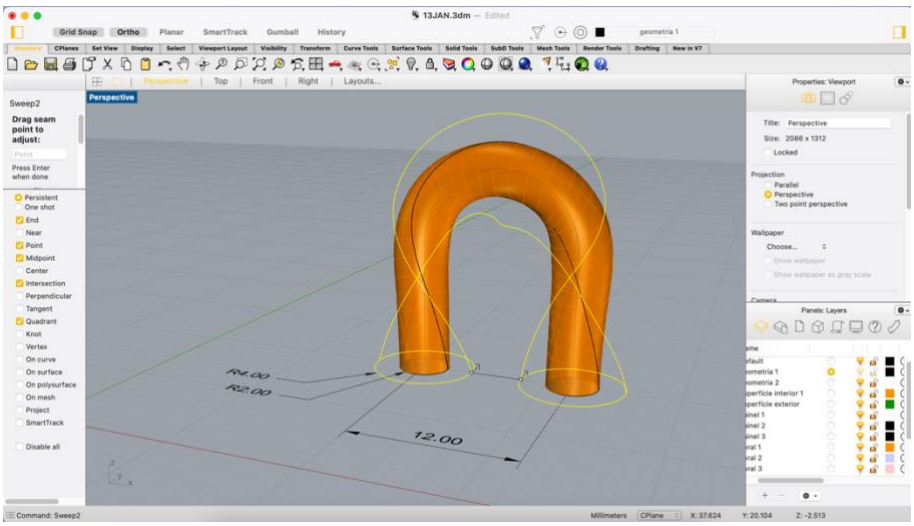
13JAN.3dm — Edited
Sweep2
Drag seam point to adjust:
Perspective
R4.00
R2.00
12.00

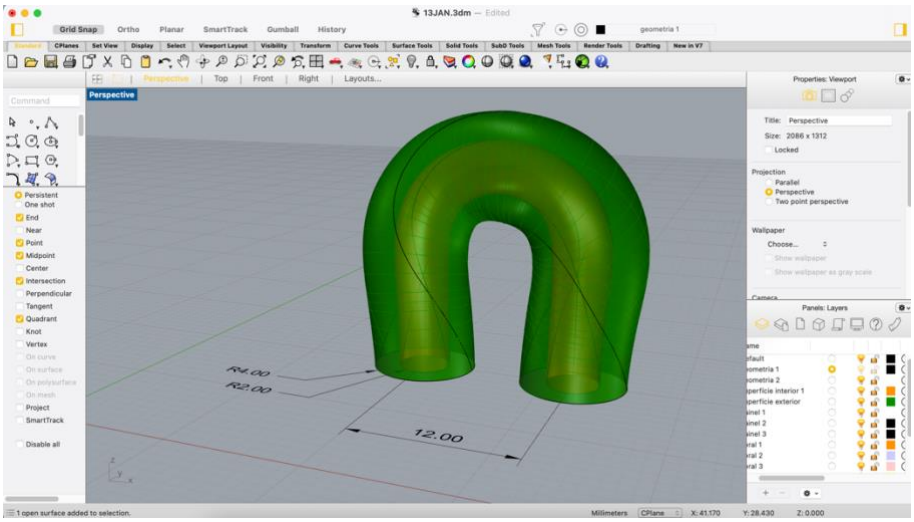
13JAN.3dm — Edited
Perspective
R4.00
R2.00
12.00