

# Tiago Cardoso Tavares

Miarq 3ºD | 20181143

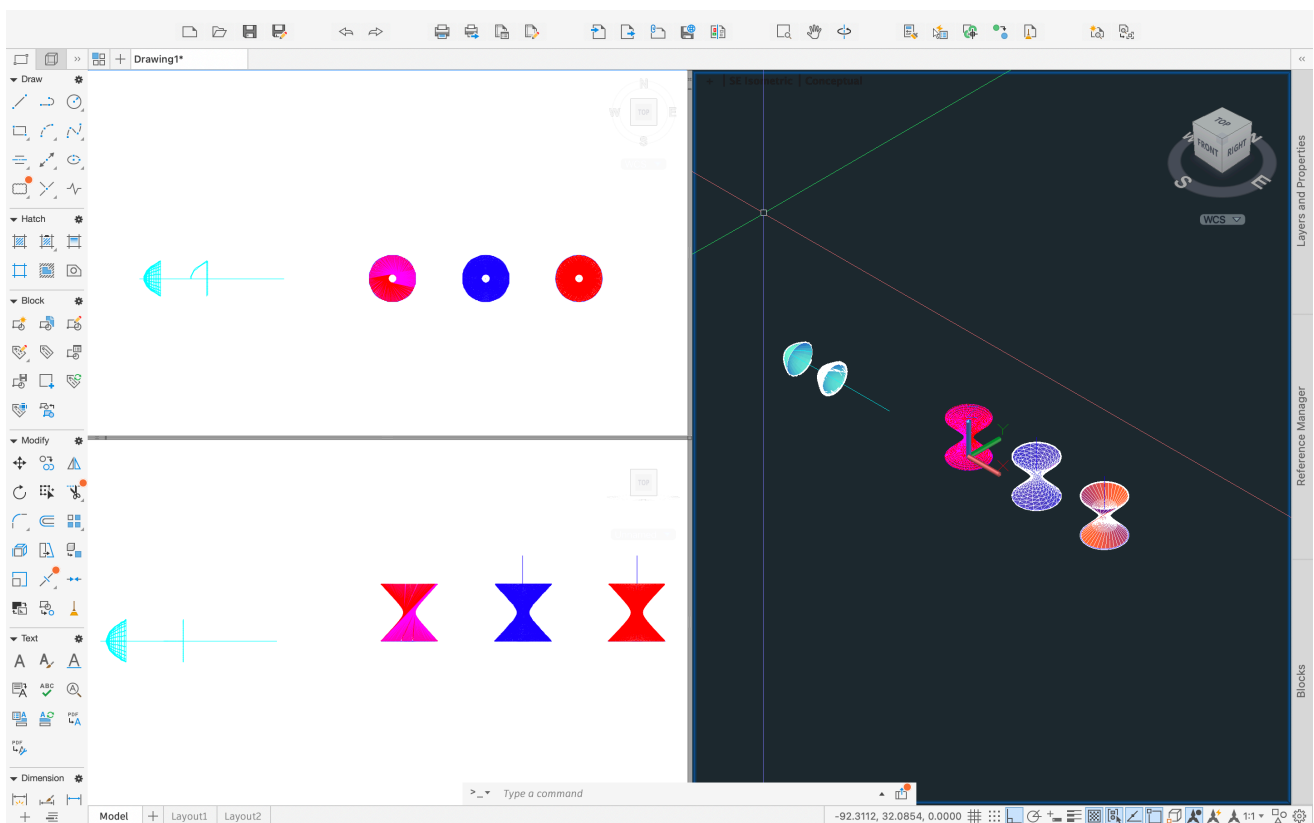
Professor Eugénio Coimbra

## Modelação e Visualização Tridimensional em Arquitetura

### AULA 6 | 6 de abril

- Esclarecimento de dúvidas sobre a modelação dos pormenores em CAD
- Elaboração do exercício **Parábola de revolução**
- Elaboração do exercício **Hiperbolóide de revolução**
- Introdução ao programa 3D Studio Max

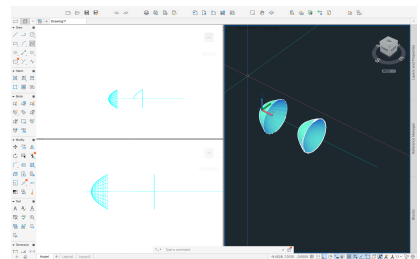

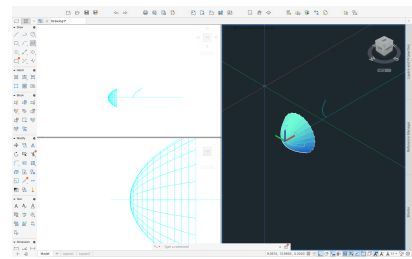
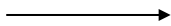
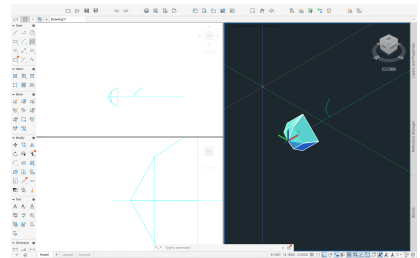

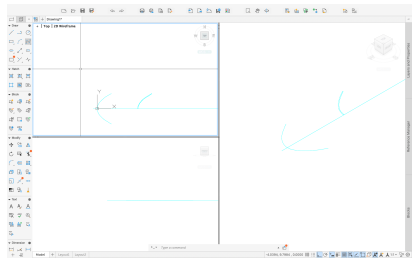

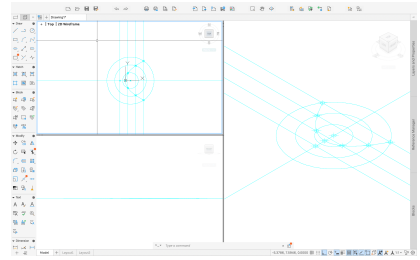
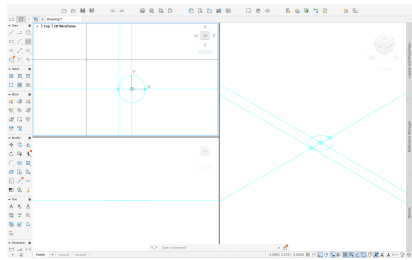
**Nas páginas seguintes encontra-se uma sequência da formação de cada exercício.**



# Parábola de revolução

comandos usados:

CIRCLE ; XLINE ; PTYPE ; POINT ; OFFSET ; SPLINE ; COPY ; JOIN ; SURFTAB ; REVSURF ; REVOLVE



# Hiperbolóide de revolução

comandos usados:

CIRCLE ; LINE ; EXTEND ; ARRAY CLASSIC ; SURFTAB ; REVSURF ; SMOOTHMESHCONVERT ; CONVOTOSURFACE

